



How to Catch a Mermaid and **MERMAID DAY** **ACTIVITY KIT**



CELEBRATE MERMAIDS THIS SUMMER with a mermaid-themed party at your store! Use these activity print-outs, crafts, and games to create a mer-mazing event that everyone will remember!

Storytimes

- Start by reading some of your favorite mermaid books, including *Mermaid Day* by Diana Murray with illustrations by Luke Flowers and *How to Catch a Mermaid* by Adam Wallace with illustrations by Andy Elkerton.
- You can also share the *Mermaid Day* animated trailer or *Mermaid Day* read-aloud video (with a mermaid puppet!) to get patrons in the mermaid mood.

Decorations

- Tape signs to your store windows based off of *Mermaid Day*! They could say “Mermaid party” “I ♥ Mermaid Day” and “This Way!”
- Hang a mermaid garland! You can purchase one or cut out seashell shapes with hand-drawn letters to spell “Happy Mermaid Day.” Punch a hole in the top of each shell, string them on a ribbon, and hang the garland in your store.

Food and Drink

- Serve a fruit punch and call it “seaweed tea” or “mermaid punch.”
- Make or buy cupcakes with blue, pink or purple frosting and iridescent sprinkles.

Activities

- Let the fun begin! Set up a coloring station where kids can do the “Create your own Mermaid Name” activity and then create their own mermaid name tags and mermaid crowns! They can also color in the *Mermaid Day* coloring pages and complete the mermaid word search.
- You can consider playing a group game with your patrons, like “Fish, Fish, Mermaid,” a mermaid-version of “Duck, Duck, Goose”.





How to Catch a Mermaid and **MERMAID DAY** **ACTIVITY KIT**



MERMAID NAME GENERATOR

Combine the first letter of your name with the month you were born to create your mermaid name!

A: Topaz
B: Glimmer
C: Aqua
D: Ocean
E: Coral
F: Moon
G: Sapphire
H: Anemone
I: River

J: Jewel
K: Calico
L: Indigo
M: Azure
N: Crystal
O: Emerald
P: Juniper
Q: Cornflower
R: Diamond

S: Rainbow
T: Sky
U: Seafoam
V: Neptune
W: Turquoise
X: Seaweed
Y: Waverly
Z: Heron



JANUARY: Sparklereef
FEBRUARY: Seaglass
MARCH: Goldbeam
APRIL: Wavedancer

MAY: Bluekelp
JUNE: Glowfish
JULY: Oceansong
AUGUST: Lakesprite
SEPTEMBER: Seadream
OCTOBER: Moonshine
NOVEMBER: Seaflower
DECEMBER: Bubblegems



HELLO! My Name is

the mermaid



sourcebooks
jabberwocky

HELLO! My Name is

the mermaid



sourcebooks
jabberwocky

HELLO! My Name is

the mermaid



sourcebooks
jabberwocky

HELLO! My Name is

the mermaid



sourcebooks
jabberwocky

HELLO! My Name is

the mermaid



sourcebooks
jabberwocky

HELLO! My Name is

the mermaid



sourcebooks
jabberwocky

HELLO! My Name is

the mermaid



sourcebooks
jabberwocky

HELLO! My Name is

the mermaid



sourcebooks
jabberwocky




How to Catch a Mermaid and **MERMAID DAY** **ACTIVITY KIT**



DESIGN A MERMAID CROWN – TEMPLATE 1




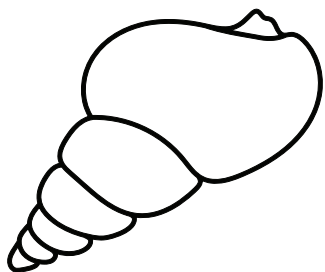



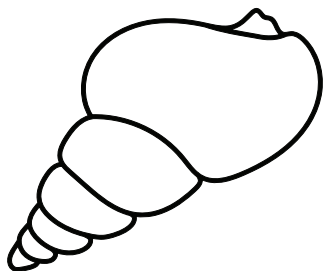







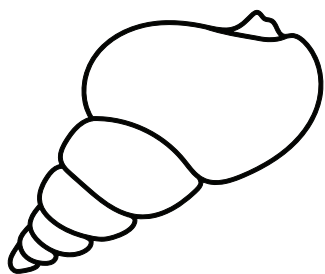
Color in your mermaid crown! Then, with an adult's help, carefully cut out the crown. Tape the bands together (on the following page) so it fits your head. You look mer-mazing!





How to Catch a Mermaid

and **MERMAID DAY**
ACTIVITY KIT



sourcebooks
jabberwocky






How to Catch a Mermaid and **MERMAID DAY** **ACTIVITY KIT**



DESIGN A MERMAID CROWN – TEMPLATE 2

Color in your mermaid crown! Then, with an adult's help, carefully cut out the crown. Tape the bands together (on the following page) so it fits your head. You look mer-mazing!




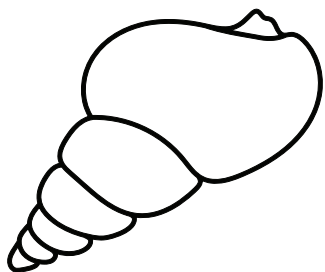



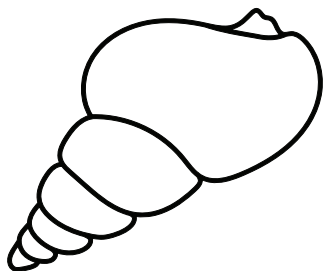







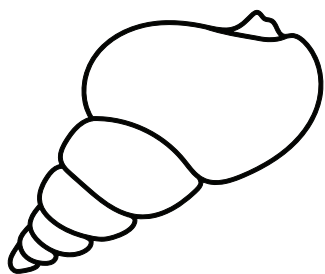




How to Catch a Mermaid

and **MERMAID DAY**

ACTIVITY KIT





How to Catch a Mermaid and **MERMAID DAY** **ACTIVITY KIT**



COLORING SHEET Color the scene and create art for the book cover!





How to Catch a Mermaid and **MERMAID DAY** **ACTIVITY KIT**



COLORING SHEET Color the scene and create art for the album covers!





How to Catch a Mermaid and **MERMAID DAY** **ACTIVITY KIT**



MERMAID WORD SEARCH



O	I	A	X	L	J	P	O	B	S	U	U	O	P	N	W	W	Z
E	C	D	Y	B	U	Y	B	L	W	M	L	V	Q	C	K	B	A
N	Q	O	V	B	A	L	I	R	Z	H	B	O	B	Q	K	F	D
S	E	R	U	B	L	N	B	B	G	C	E	L	T	S	H	C	V
T	E	C	I	R	A	O	I	C	Q	N	A	Y	I	E	J	R	E
A	D	A	K	K	A	I	U	Z	W	Y	C	R	D	R	E	E	N
P	S	I	W	L	C	G	T	N	C	J	H	J	E	D	A	A	T
T	R	L	G	E	A	L	E	C	D	Z	S	R	P	B	K	K	U
G	Z	R	F	B	E	C	A	O	O	X	K	X	O	Z	Q	Y	R
O	M	S	J	J	P	D	E	M	U	R	V	O	O	U	K	Z	E
U	G	F	S	H	A	V	H	I	X	S	V	I	L	F	A	B	A
O	J	E	W	E	L	R	Y	B	O	X	J	J	R	Z	A	R	S

Beach
Adventure
Tide pool
Bait

Necklace
Clam
Seaweed
Courageous

Creaky
Jewelry box

